

COMPARISON OF ADVANCED OXIDATION PROCESSES FOR DEGRADING PONCEAU S DYE: APPLICATION OF THE PHOTO-FENTON PROCESS

Yasmine Laftani*, Abdelghani Boussaoud, Baylassane Chatib, Mohsine Hachkar, Mohammed El Makhfouk, Mohammed Khayar

Laboratory of Process, Signals, Industrial Systems and Computer Science, Graduate School of Technology, Cadi Ayyad University, Dar Si-Aïssa road, PO box 89, Safi, Morocco

laftani90yasmine@gmail.com

The majority of this work is devoted to the examination of the degradation of Ponceau S (PS) in an aqueous medium using the photo-Fenton process. The influence of the pH of the medium, H₂O₂ dose, ferrous ion dose and the presence of inorganic ions on degradation kinetics was analyzed. Before that, the efficiency of this process was compared to three other advanced oxidation processes (AOPs), such as H₂O₂/UV, Fenton (Fe²⁺/H₂O₂), and solar photo-Fenton. All dye degradation kinetics obeyed a pseudo-first order, and their apparent rate constants were represented by the following ratios: $k_{app}(H_2O_2/UV/Fe^{2+}) = 0.295 \text{ min}^{-1}$, $k_{app}(\text{sunlight}/Fe^{2+}/H_2O_2) = 0.141 \text{ min}^{-1}$, $k_{app}(Fe^{2+}/H_2O_2) = 0.111 \text{ min}^{-1}$, $k_{app}(H_2O_2/UV) = 0.031 \text{ min}^{-1}$.

Under optimum conditions, the photo-Fenton oxidation yielded more than 94.3 % in only 10 min of dye degradation. Elsewhere, the addition of the salts in an aqueous medium has, in general, an inhibition effect on the decolorization kinetics.

Keywords: Ponceau S; H₂O₂/UV; Fenton; photo-Fenton; solar photo-Fenton

СПОРЕДБА НА СОВРЕМЕНИ ОКСИДАЦИОНИ ПРОЦЕСИ ЗА ДЕГРАДАЦИЈА НА БОЈАТА PONCEAU S: ПРИМЕНА НА ПРОЦЕСОТ НА ФОТО-FENTON

Овој труд е посветен на испитувањето на деградацијата на бојата Ponceau S (PS) во водна средина со примена на процесот на фото-Fenton. Беше извршена анализа на влијанието врз кинетиката на деградација на рН на средината, количината на H₂O₂, количината на јоните на Fe како и присуството на неоргански јони. Претходно беше извршена споредба на ефикасноста на овој процес во однос на три други современи оксидациони процеси (AOP): H₂O₂/UV, Fenton (Fe²⁺/H₂O₂) и соларен фото-Fenton. Сите кинетики на деградацијата на бојата следеа кинетика од псевдопрв ред, каде нивните константи на брзината се претставени со следниве односи: $k_{app}(H_2O_2/UV/Fe^{2+}) = 0,295 \text{ min}^{-1}$, $k_{app}(\text{сончева светлина}/Fe^{2+}/H_2O_2) = 0,141 \text{ min}^{-1}$, $k_{app}(Fe^{2+}/H_2O_2) = 0,111 \text{ min}^{-1}$, $k_{app}(H_2O_2/UV) = 0,031 \text{ min}^{-1}$.

При оптимални услови оксидацијата со фото-Fenton дава принос од над 94,3 % во само 10 min. Познато е дека додавањето на соли во водната средина, општо земено, ја инхибира кинетиката на обезбојување.

Клучни зборови: Ponceau S; H₂O₂/UV; Fenton; фото-Fenton; соларен фото-Fenton

1. INTRODUCTION

The advancements in the industrialization of dye production have dealt colossal damage to the aquatic environment in the form of toxic dye efflu-

ent. Textile industries present the maximum percentage of the synthetic dyes (around 56 %) of world's total annual production [1]. Due to continuous discharge of textile dyes into the water sources, different toxic and carcinogenic chemical

compounds have been introduced into the aquatic life, as well as into humans and animals. It has been estimated that among the various classes of dyes, azo and diazo dyes, with their complicated aromatic structures, are extensively used in industrial dyeing and printing processes [1].

Azo/diazo dyes are difficult to degrade by the current conventional treatment processes. They are characterized by the presence of the nitrogen-nitrogen bond ($-N=N-$), in addition to aromatic and naphthalenic systems with substituted auxochromes (such as OH, NH_2 , CO_2H , $-SO_3$ and Cl) [2, 3]. It is known that biocide or non-biodegradable components pose a major threat to health and the environment. Industries such as textile dyeing face a real challenge of removing the residual dyes from their effluents to a satisfactory level before discharging them into the environment [4].

Treatments of effluents containing dyes and chemicals by conventional processes like flocculation, trickling filters and electro dialysis are not effective toward all dyes and chemicals removal and are not economically viable [4, 5].

Recently, wastewater treatments have been marked by the application of Advanced Oxidation Processes (AOPs), which offer promising opportunities to degrade or even mineralize pollutants using mild temperature and pressure conditions. Among these AOPs, those involving hydrogen peroxide such as H_2O_2/UV , the Fenton process and the photo-Fenton process can generate highly reactive and no selective radical species, like hydroxyl radical (HO^\bullet) [6,7]. H_2O_2/UV is the most frequently applied UV-AOP at full scale and has been investigated at both the laboratory and the pilot scales [8]. Many studies have reported applications of UV-AOPs to attenuate pharmaceuticals, remove taste and odor compounds, eliminate pollutants and improve the quality of treated water [9].

Fenton's reagent, a mixture of ferrous (Fe^{2+}) ion as a catalyst and hydrogen peroxide, which generates hydroxyl radicals, has been used extensively for the oxidation of organic matter in water. It has been reported that the Fenton process could be rapidly adopted in textile wastewater treatment [5]. It was demonstrated that the performance of the Fenton process is carried out in an acidic medium [10].

The classical Fenton process could be photo-assisted by using UV radiations that involve an additional pathway for the catalyst regeneration, which increases the oxidation rate. A drawback of this process is the important economic cost arising from the utilization of artificial light [11, 12].

An economic alternative for the photo-Fenton process suggests the use of the sun as a source of light [13]. The solar photo-Fenton process has been shown to be capable of degrading different organic contaminants in a low-cost application [6].

Fenton processes have appreciable advantages, such as a short reaction time and the fact that reagents are inexpensive and their reaction is easy to operate. However, they present some restrictions that can be summarized as follows: the pH must be very acidic for Fenton and photo-Fenton processes; the temperature of the medium should not exceed 40–50 °C to avoid hydrogen peroxide degradation; and lastly, sludge formation in the case of using the Fenton process [5].

Within this context, the overall objectives of this study are: (a) to compare the decolorization rates of Ponceau S (PS) dye by photo-Fenton processes with other AOPs, like H_2O_2/UV , Fe^{2+}/H_2O_2 and solar photo-Fenton; (b) to examine the effect of major system parameters (initial pH, initial concentrations of H_2O_2 and Fe^{2+}) on the decolorization of PS by the photo-Fenton process. The effect of the anions HCO_3^- , SO_4^{2-} , and NO_3^- on the decolorization rates was also examined.

2. EXPERIMENTAL

2.1. Reagents

The diazo dye, Ponceau S (Abbreviation: PS; Acid Red 112; color index number: 27195; molecular formula: $C_{22}H_{12}N_4Na_4O_{13}S_4$; molecular weight: 760.6 g/mol; λ_{max} : 520 nm) was purchased from REACTIFS RAL and was used as received without further purification. The chemical structure of PS is given in Figure 1. Hydrogen peroxide (H_2O_2 , 50 %) was purchased from PROCHILABO.

$Fe(SO_4) \cdot 7H_2O$ was supplied by SIGMA-ALDRICH. Na_2SO_4 was obtained by Carlo Erba Reactifs-sds.

Otherwise, $NaNO_3$ and $NaHCO_3$ were purchased from Riedel-de-Haën.

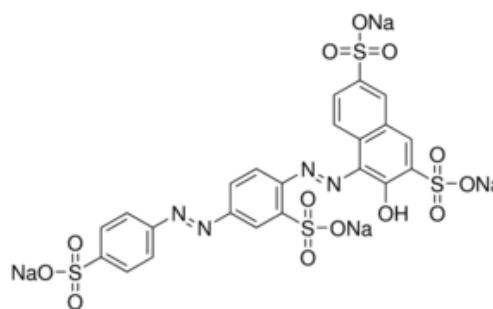


Fig. 1. Chemical structure of Ponceau S.

The pH of the solutions was adjusted using H₂SO₄ obtained from SD-Fine Chemical Limited (SDFCL).

All stock and working solutions were prepared in ultrapure water with a resistivity of 0.055 μS/cm, which was obtained using a VWR PURANITY TU unit.

All chemicals were used as received. The hydrogen peroxide concentration was measured by iodometry.

The UV-visible (UV-vis) spectra of PS diazo dye was recorded from 200 to 800 nm using a UV-vis spectrophotometer (Rayleigh UV-1800) with a spectrometric quartz cell (1 cm path length). The maximum absorbance wavelength (λ_{max}) of PS was found at 520 nm.

2.2. Methodology

A stock solution of 0.06 mM of PS dye was prepared by dissolving the required amount in ultrapure water and kept in the dark. All volumetric flasks were covered with aluminum foil to prevent the passage of light. All working solutions of H₂O₂ were prepared from the commercial solution (H₂O₂, 50 %) by dilution in ultrapure water to the required concentration. The pH measurements were carried out using a HACH sensION+ pH-meter calibrated with standard buffers of pH 4.01, 7.00 and 10.00 (25 °C), and the pH was then adjusted to the desired value by the addition of a few drops of H₂SO₄ (0.1 M).

All experiments were performed in an aerated 1-L cylindrical reactor, in which we immersed a double-walled quartz sleeve containing a high-pressure mercury lamp (250 W, Ingelec). Continuous circulation of water in the sleeve was used to maintain an adequate temperature in the treated solution. Constant agitation was assured by means of a magnetic stirrer placed at the reactor base.

The pH of the dye solution, the catalyst solution and the H₂O₂ solution was adjusted to the desired values. In the Fenton experiments, the Fe²⁺ ions were first added to the dye solution and homogenized for 15 min. Then, the H₂O₂ solution was added, and the reaction proceeded for 30 min. It may be noted that the Fe²⁺ ions were provided from the solution of FeSO₄·7H₂O (5 mM). Natural solar photo-Fenton experiments were performed under a clear sky when the sun was around its zenith. This was achieved at pH 3 by adding the Fe²⁺ ions to the dye solution. The reaction mixture was

homogenized for 15 min. After this time, the H₂O₂ was quickly added, and the oxidation proceeded for 30 min.

By applying the photo-Fenton process, the pH of all reagents was adjusted to 3, the catalyst was first added to the dye solution, the mixture was homogenized for 15 min, and the H₂O₂ was then quickly added. The lamp was turned on, and the decolorization process proceeded for 30 min. For the H₂O₂/UV process, a desired molar ration of dye/H₂O₂ at pH 3 was irradiated for 30 min. AOP experiments with UV irradiation were carried out in dark conditions to avoid external light interference.

For all AOPs, analytic samples of 5 ml were withdrawn at known intervals and analyzed using the UV-vis spectrophotometer. Decolorization of PS dye was monitored by measuring absorbance at a maximum absorption wavelength of 520 nm. The decolorization efficiency was determined by Eq.1:

$$\% \text{ Decolorization} = \left(\frac{A_0 - A_t}{A_0} \right) * 100 \quad (1)$$

where A_0 is the initial absorption of PS, and A_t is the absorption of PS at reaction time.

3. RESULTS AND DISCUSSION

3.1. Comparison of H₂O₂/UV, Fe²⁺/H₂O₂, Fe²⁺/H₂O₂/UV, solar photo-Fenton processes

It is well known that all AOP processes, especially those involving hydrogen peroxide, like H₂O₂/UV, Fe²⁺/H₂O₂, Fe²⁺/H₂O₂/UV systems, can produce highly oxidative species, like hydroxyl radical HO· ($E = 2.8$ eV) and hydroperoxyl radical HO₂·, among others. However, many researchers have reported that the HO· attacks the majority of organic molecules in wastewater [11]. This radical is known to be slightly selective and has an electrophilic character to react on organics [14–16], organometallics [17–19], inorganic ions [16], proteins [20], agrichemicals [21, 22] and dyes [4, 5].

This first step of this study attempted to compare Ponceau S removal kinetics in aqueous media by using H₂O₂/UV, Fe²⁺/H₂O₂, Fe²⁺/H₂O₂/UV and solar photo-Fenton systems. The kinetic results obtained under the experimental conditions ([PS] = 0.06 mM; [H₂O₂] = 1 mM; [Fe²⁺] = 0.06 mM; pH = 3 and $T = 23$ °C) are given in Figure 2.

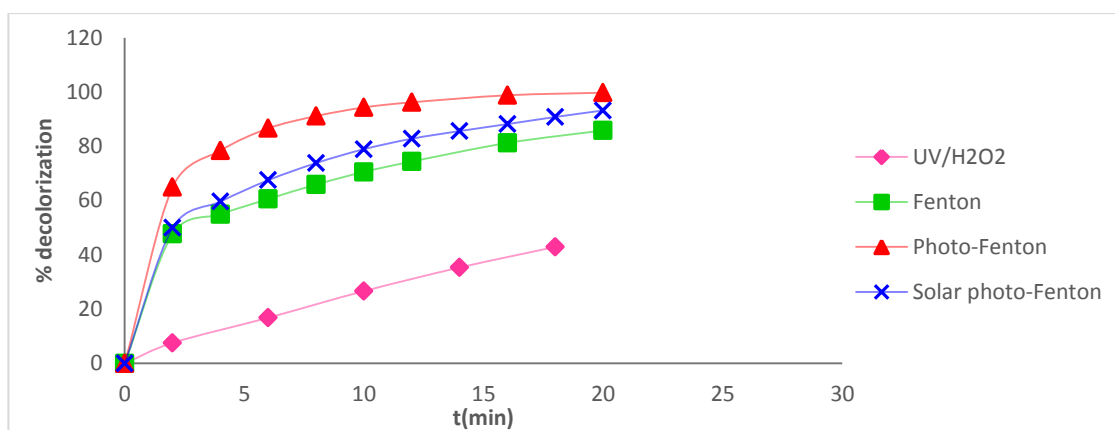


Fig. 2. Effect of different AOPs on the PS decolorization.

Experimental conditions: [PS] = 0.06 mM; [H₂O₂] = 1 mM; [Fe²⁺] = 0.06 mM; pH = 3 and T = 23 °C.

To compare the efficiency of the oxidizing systems cited above against the dye disappearance, it has been noted, within 10 min of treatment, that the photo-Fenton process decolorized 94.3 % of the dye solution, followed by the solar photo-Fenton system, which destroyed 78.9 %, while the Fenton process degraded 70.5 %. The H₂O₂/UV process was slower than the three other methods, with a 26.6 % decolorization at 10 min.

Comparative studies revealed that the photo-Fenton process was the most useful for improving the PS decolorization rate. Therefore, it would be the most suitable to decolorize PS aqueous solutions.

Elsewhere, the decolorization of the dye with each of the systems adopted a pseudo-first-order kinetic, and the apparent rate constant values that emerged are provided in Table 1.

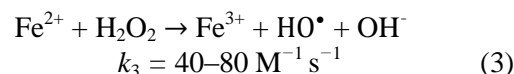
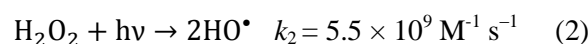
Table 1

Apparent rate constant values for studying systems. Experimental conditions: [PS] = 0.06 mM; [H₂O₂] = 1 mM; [Fe²⁺] = 0.06 mM; pH = 3 and T = 23 °C.

Oxidizing system	Apparent rate constant (min ⁻¹)
H ₂ O ₂ /UV	0.031
Fe ²⁺ /H ₂ O ₂	0.111
solar photo-Fenton	0.141
Fe ²⁺ /H ₂ O ₂ /UV	0.295

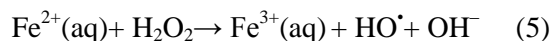
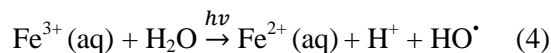
It is important to point out that all the examined oxidizing systems can generate several highly reactive radicals, among which is the hydroxyl radical HO[•]. The main reactions leading to the production of HO[•] radicals are the photolysis of H₂O₂ by homolytic scission of the O-O bond in the case of

the UV/H₂O₂ system (Eq. 2) and the catalyzed decomposition of H₂O₂ by Fe²⁺ in the Fenton process (Eq. 3). In photo-Fenton system, supplementary reactions that increase the hydroxyl radical dose and therefore the efficiency of degradation are discussed in the photo-Fenton process section, presented below [11].



3.2. The photo-Fenton process

The photo-Fenton process is one AOP that is increasingly studied. In fact, researchers reported that irradiation of the Fenton reaction system with UV-vis light strongly accelerated the rate of degradation of a variety of pollutants, due to the photochemical reduction of Fe³⁺ back to Fe²⁺. As a result, the photo-Fenton process (Eq. 4 and 5) is faster than the conventional Fenton process [10, 23].



It is worthwhile to stress that the rate of production of free radicals mainly depends on different experimental parameters, including pH solution and reagents' initial concentrations.

3.3. Effect of initial pH

It has been reported that pH is a crucial parameter that affects the evolution of the photo-Fenton process. In this section, we examine the effect of pH on the kinetics of PS decolorization.

The experiments were conducted with initial pH values of 3, 4, 5 and 6. Within this pH range, the PS decolorization kinetics can be described by a pseudo-first-order kinetic model, with:

$$r = -\frac{d[\text{PS}]}{dt} = k[\text{PS}] \quad (6)$$

where k is the observed rate constant, t is the irradiation time and $[\text{PS}]$ is the dye concentration at time t .

Integrating (Eq. 6) and taking into account the verified linearity of the calibration curve, Eq. 7 can be considered:

$$\ln\left(\frac{[\text{PS}]}{[\text{PS}]_0}\right) = -kt \quad \text{or} \quad \ln\left(\frac{A}{A_0}\right) = -kt \quad (7)$$

The slope of the plot of $\ln(A_0/A)$ against time yields the k values, where A_0 is the initial dye absorbance. The k values are represented in Figure 3.

The optimal rate of PS decolorization is obtained when the initial pH is around 3, with a rate constant of 0.8459 min^{-1} ; beyond this pH value, and until pH 6, the dye removal kinetics have been delayed.

To ensure that Fe^{2+} and Fe^{3+} species exert their catalytic role, avoiding any precipitation of inactive iron oxyhydroxides and maximizing the concentration of photoactive species, the application of the photo-Fenton process implies operating in a narrow pH range (2.8–3.5) [23].

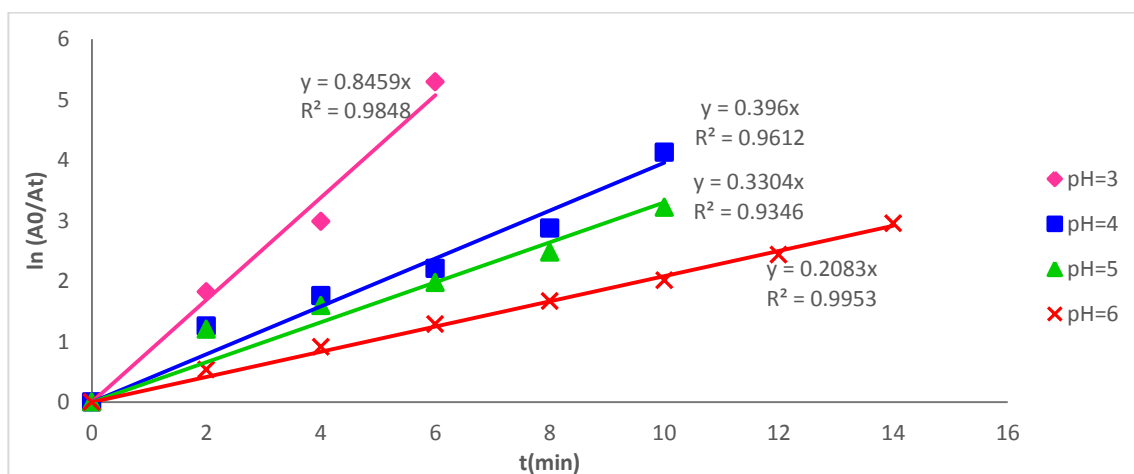
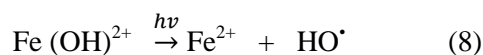


Fig. 3. First-order plots for the decolorization of PS by the photo-Fenton process at different values of pH. Experimental conditions: $[\text{PS}] = 0.06 \text{ mM}$; $[\text{Fe}^{2+}] = 0.06 \text{ mM}$; $[\text{H}_2\text{O}_2] = 1 \text{ mM}$ and $T = 23 \text{ }^\circ\text{C}$.

At pH 3, the predominant species in an aqueous Fe^{3+} salt solution is $[\text{Fe}(\text{II})(\text{H}_2\text{O})_5(\text{OH})]^+$ or simply $\text{Fe}(\text{OH})^{2+}$, which undergoes a photoreaction to produce Fe^{2+} and supplementary HO^\bullet radicals as follows:



At very low pH values, an iron complex $[\text{Fe}(\text{II})(\text{H}_2\text{O})_6]^{2+}$ is formed and reacts more slowly with H_2O_2 , therefore producing fewer HO^\bullet radicals [24].

In addition, hydrogen peroxide is solvated in the presence of the H^+ ions to form $[\text{H}_3\text{O}_2]^+$. Thus, oxonium ions make H_2O_2 more stable and reduce its reactivity toward ferrous ions [25]. In contrast, at increasing pH, ferric ions were subsequently transformed to the mono and the hydroxo complexes as $[\text{Fe}(\text{H}_2\text{O})_5(\text{OH})]^{2+}$ and $[\text{Fe}(\text{H}_2\text{O})_4(\text{OH})_2]^+$ [26].

3.4. Effect of H_2O_2 concentration

Depending on its concentration, H_2O_2 may enhance or inhibit the photo-Fenton process. Figure 4 shows the relationship between the PS decolorization and the initial concentration of H_2O_2 at pH 3 in the photo-Fenton process.

The PS decolorization using the photo-Fenton process at different oxidant dosages can be described by a pseudo-first-order kinetic model. The results verify that increasing the amount of H_2O_2 added from 0.1 mM to 1.5 mM increases the decolorization from 44.5 % to 98.8 % after about 8 min of irradiation (Fig. 4). It is clear that H_2O_2 promoted the generation of hydroxyl radicals HO^\bullet , including those photogenerated by competitive hydrogen peroxide photolysis.

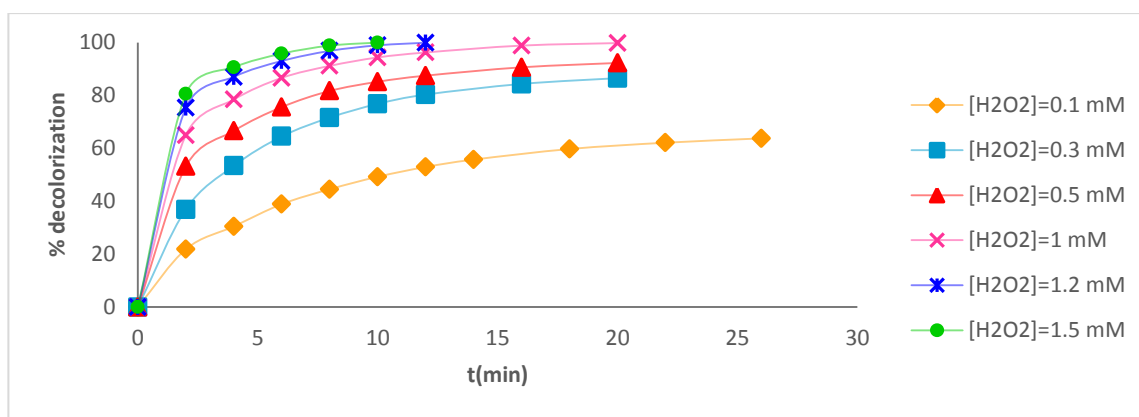


Fig. 4. Effect of H_2O_2 concentration on PS decolorization. Experimental conditions: $[\text{PS}] = 0.06 \text{ mM}$; $[\text{Fe}^{2+}] = 0.06 \text{ mM}$; $\text{pH} = 3$ and $T = 23 \text{ }^\circ\text{C}$.

Moreover, the increase of the H_2O_2 initial concentration from 1 mM to 1.5 mM causes no significant change in decolorization, since at high concentrations, H_2O_2 acts as a hydroxyl radical quencher. Consequently, the HO^\bullet concentration is lowered by various degradation reactions [27].

Thus, 1 mM of H_2O_2 appears as an optimal concentration for PS decolorization by the photo-Fenton process.

3.5. Effect of Fe^{2+} concentration

The amount of ferrous ion is one of the main parameters influencing the photo-Fenton process. The effect of the addition of Fe^{2+} on the PS decolorization while maintaining the initial H_2O_2 concentration at 1 mM has been studied in this experiment. The obtained results are represented in Figures 5 and 6.

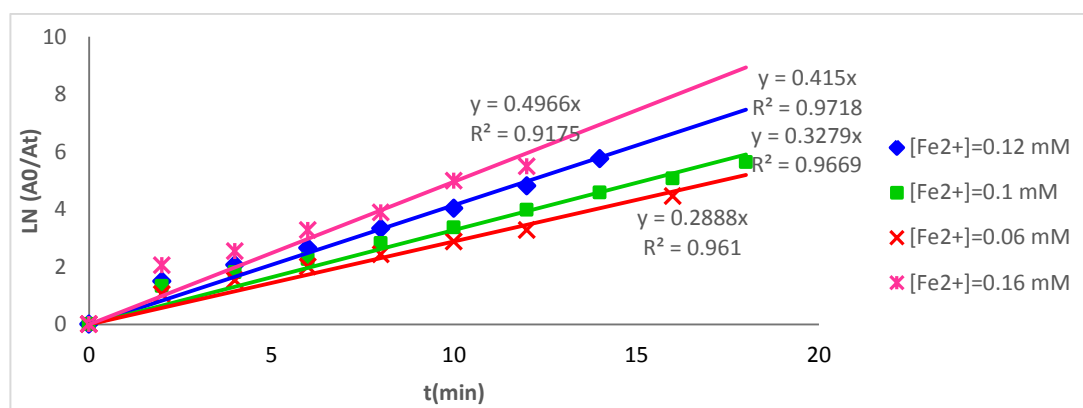


Fig. 5. First-order plots for the decolorization of PS by the photo-Fenton process at different Fe^{2+} concentrations. Experimental conditions: $[\text{PS}] = 0.06 \text{ mM}$; $[\text{H}_2\text{O}_2] = 1 \text{ mM}$; $\text{pH} = 3$ and $T = 23 \text{ }^\circ\text{C}$.

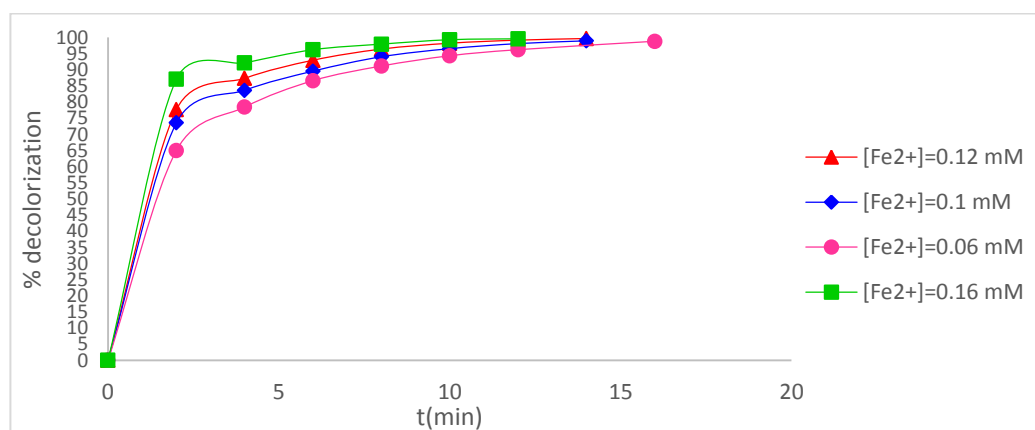
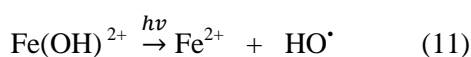
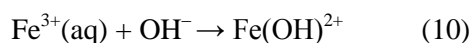
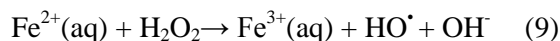


Fig. 6. Effect of Fe^{2+} concentration on PS decolorization. Experimental conditions: $[\text{PS}] = 0.06 \text{ mM}$; $[\text{H}_2\text{O}_2] = 1 \text{ mM}$; $\text{pH} = 3$ and $T = 23 \text{ }^\circ\text{C}$.

It can be observed that the addition of Fe^{2+} above 0.06 mM did not affect the decolorization rate. It is known that when Fe^{2+} concentration is increased, its catalytic decomposition effect on H_2O_2 increases. Hence, a great amount of Fe^{3+} was produced, which underwent a reaction with hydroxyl ions to form $\text{Fe}(\text{OH})^{2+}$, that strongly absorbed UV radiations. Thus, the strength of UV light would decrease, as can be seen in Eq. 9 – Eq. 11 [2].



3.6. Effect of inorganic anions

Inorganic anions may be added to facilitate the dyeing process (e.g. Cl^- , CO_3^{2-}) or may be present naturally in wastewater (e.g. NO_3^-). They may induce or reduce the oxidation rate of different dyes [28]. The main goal of this evaluation was to examine the effect of inorganic ions like bicarbonate, sulphate and nitrate on the kinetics of PS decolorization by the photo-Fenton process.

Three experiments were performed to investigate the influence of these inorganic ions, with a concentration of 0.5 mM added to the treated solution of PS by the photo-Fenton process. The results are presented in Figure 7.

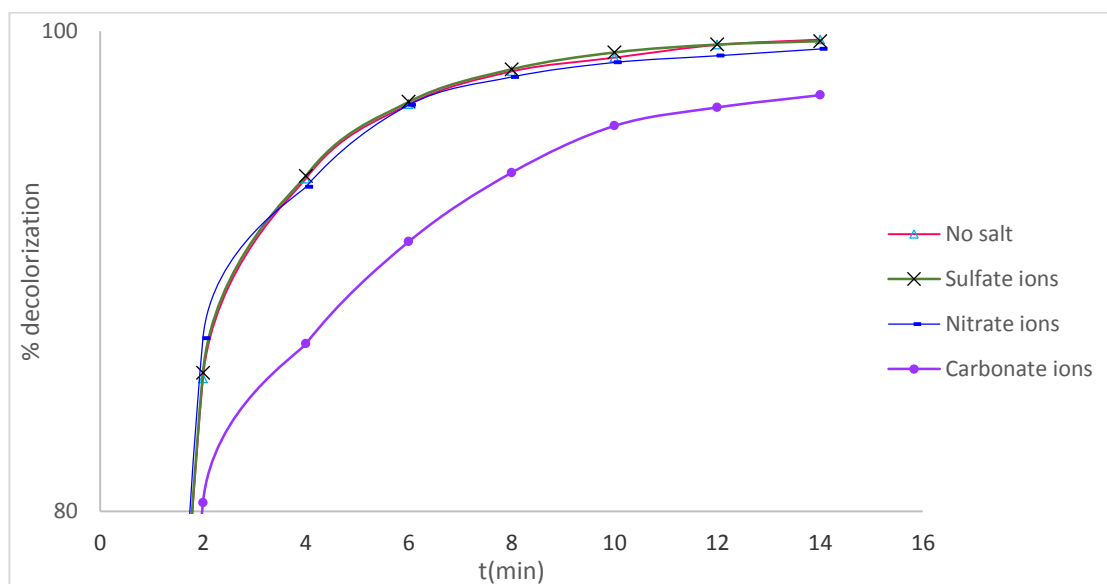
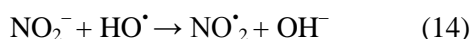
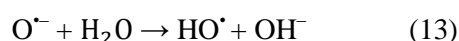
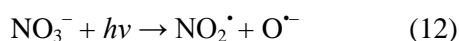


Fig. 7. Effect of inorganic anions on PS decolorization.

Experimental conditions: $[\text{PS}] = 0.06 \text{ mM}$; $[\text{H}_2\text{O}_2] = 1 \text{ mM}$; $[\text{Fe}^{2+}] = 0.06 \text{ mM}$; $[\text{Inorganic anions}] = 0.5 \text{ mM}$; $\text{pH} = 3$ and $T = 23 \text{ }^\circ\text{C}$.

The results show that the presence of NaNO_3 had a negligible effect on PS decolorization. This may be attributed to the scavenging of HO^\bullet radicals by NO_3^- . Many studies show that photolysis of aqueous nitrate solutions can occur to form nitrite radicals (Eq. 12 – to Eq. 14), decreasing the availability of HO^\bullet radicals for the photodegradation process [28; 29].



The influence of carbonate ions on PS decolorization has been studied in this experiment. The

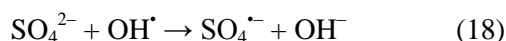
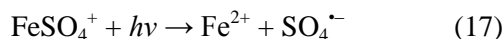
results obtained demonstrate that the presence of carbonate ions decreases the decolorization rate of PS due to the scavenging of HO^\bullet by HCO_3^- to produce $\text{CO}_3^{\bullet-}$ (Eq.15). The carbonate radical ($E^\circ = 1.78 \text{ V/ENH}$ at $\text{pH} = 0$) is less reactive than HO^\bullet radicals, which decreases the PS decolorization rate.



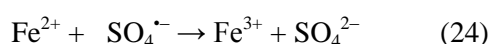
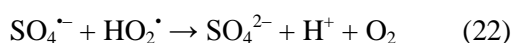
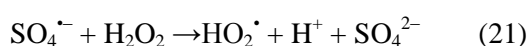
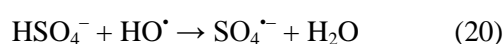
In addition, it is reported that in presence of carbonate ions, ferrous carbonate complexes $[\text{Fe}(\text{CO}_3)]$, $[\text{Fe}(\text{CO}_3)_2]^{2-}$ and $[\text{Fe}(\text{CO}_3)(\text{OH})^-]$ dominate the speciation of Fe^{2+} in natural waters containing greater than 1 mM carbonate alkalinity [29].

Moreover, it appears from Figure 7 that sulfate ions have no effect on PS decolorization, which can be assigned to forming complexes with

Fe²⁺ that are not easily oxidized [30]. Sulphate ions can form iron complexes (Eq.16), absorbing photons (Eq. 17) and generating sulphate radicals that can act as hydroxyl radical scavengers (Eq.18) [31].



These sulphate ions and their radicals in acidic medium can react as follows (Eq. 19) to (Eq. 24):



Overall, it can be said that the presence of sulphate ions in the treated mixture can inhibit the photo-Fenton process.

4. CONCLUSION

Advanced oxidation processes are found to be effective for the degradation of refractory compounds. Different AOPs have been reported to select the most appropriate technique for Ponceau S decolorization.

We can conclude from our results that the decolorization rate of the photo-Fenton process strongly differs from the three other AOPs under study.

The dye decolorization is fast for the Fenton process and becomes even faster for the photo-Fenton process. The photo-Fenton process proved more effective than the solar photo-Fenton process, while the UV/H₂O₂ process decreases the decolorization rate. The decolorization of PS in an aqueous solution by the photo-Fenton process strongly depends on the studied system parameters (initial pH, H₂O₂ and Fe²⁺ concentrations). At optimum conditions, the photo-Fenton process degrades 99.77 % in only 20 min. It is described by a pseudo-first-order kinetic model with a rate constant of 0.2951 min⁻¹.

Removal of the dye from the solution was inhibited by the presence of inorganic anions (NO₃⁻, HCO₃⁻ and SO₄²⁻), with the highest effect in

the case of carbonate ions. The addition of inorganic anions in the dye solutions examined has, in general, an adverse effect on the decolorization rates.

REFERENCES

- [1] A. Das, S. Mishra, Removal of textile dye reactive green-19 using bacterial consortium: Process optimization using response surface methodology and kinetics study, *JECE*, **5**, 612–627 (2017). DOI: 10.1016/j.jece.2016.10.005
- [2] Taha M. Elmorsi, Yasser M. Riyad, Zeinhom H. Mohamed, Hassan M.H. Abd El Bary, Decolorization of Mordant red 73 azo dye in water using H₂O₂/UV and photo-Fenton treatment, *Journal of Hazardous Materials*, **174**, 352–358 (2010).
- [3] Mohamed A. Hassaan, Ahmed El Nemr, Health and Environmental Impacts of Dyes: Mini Review, *American Journal of Environmental Science and Engineering*, **3**, 64–67 (2017). DOI: 10.11648/j.ajese.20170103.11.
- [4] Ali Akbar Babaei, Babak Kakavandi, Mohammad Rafiee, Fariba Kalantarhormizi, Ilnaz Purkaram, Ehsan Ahmadi, Shirin Esmaeili, Comparative treatment of textile wastewater by adsorption, Fenton, UV-Fenton and US-Fenton using magnetic nanoparticles-functionalized carbon (MNPs@C), *Journal of Industrial and Engineering Chemistry*, **56**, 163–174 (2017).
- [5] Muhammad Muslim, Md. Ahsan Habib, Tajmeri Selima Akhter Islam, Iqbal Mohammad Ibrahim Ismail and Abu Jafar Mahmood, Decolorization of Diazo Dye Ponceau S by Fenton Process, *J. Anal. Environ. Chem*, **14**, 44–50 (2013).
- [6] Stella G. Michael, Irene Michael-Kordatou, Vasiliki G. Beretsou, Thomas Jäger, Costas Michael, Thomas Schwartz, Despo Fatta-Kassinos, Solar photo-Fenton oxidation followed by adsorption on activated carbon for the minimisation of antibiotic resistance determinants and toxicity present in urban wastewater, *Applied Catalysis B: Environmental*, **244**, 871–880 (2019).
- [7] Rafael F. N. Quadrado, André R. Fajardo, Fast decolorization of azo methyl orange via heterogeneous Fenton and Fenton-like reactions using alginate-Fe²⁺/Fe³⁺ films as catalysts, *Carbohydrate Polymers*, **177**, 443–450 (2017). DOI:10.1016/j.carbpol.2017.08.083.
- [8] D. B. Miklos, W.-L. Wang, K. G. Linden, J. E. Drewes, U. Hübner, Comparison of UV-AOPs (UV/H₂O₂, UV/PDS and UV/Chlorine) for TOC removal from municipal wastewater effluent and optical surrogate model evaluation, *Chemical Engineering Journal*, **362**, 537–547 (2019).
- [9] Wen-Long Wang, Qian-Yuan Wu, Nan Huang, Zi-Bin Xu, Min-Yong Lee, Hong-Ying Hu, Potential risks from UV/H₂O₂ oxidation and UV photocatalysis: A review of toxic, assimilable, and sensory-unpleasant transformation products, *Water Research*, **141**, 109–125 (2018).
- [10] Amilcar Machulek Jr., Frank H. Quina, Fabio Gozzi, Volnir O. Silva, Leidi C. Friedrich and José E. F. Moraes, Fundamental mechanistic studies of the photo-fenton reaction for the degradation of organic pollutants.

- <http://www.intechopen.com/books/organic-pollutants-ten-years-after-the-stockholm-convention-environmentaland-analytical-update/fundamental-mechanistic-studies-of-the-photo-fenton-reaction-for-the-degradation-oforganic-pollutan>, 2012.
- [11] Mehmet A. Oturan, Jean-Jacques Aaron, Advanced oxidation processes in water/wastewater treatment: principles and applications, a review, *Critical Reviews in Environmental Science and Technology*, **44**, 2577–2641 (2014). DOI: 10.1080/10643389.2013.829765.
- [12] Gema Pliego, Juan A. Zazo, Patricia Garcia-Muñoz, Macarena Munoz, Jose A. Casas, Juan J. Rodriguez, Trends in the intensification of the fenton process for wastewater treatment: An overview, *Critical Reviews in Environmental Science and Technology*, **45**, 2611–2692 (2015). DOI: 10.1080/10643389.2015.1025646.
- [13] Juan Matias Chacon, Ma. Teresa Leal, Manuel Sanchez, Erick R. Bandala, Solar photocatalytic degradation of azo-dyes by photo-Fenton process, *Dyes and Pigments*, **69**, 144–150 (2006).
- [14] Asim K. De, Binay K. Dutta, Sekhar Bhattacharjee, Reaction kinetics for the degradation of phenol and chlorinated phenols using Fenton's reagent, *Environmental Progress & Sustainable Energy*, **25**, 64–71 (2006).
- [15] Mababa Diagne, Nihal Oturan, Mehmet A. Oturan, Ignasi Sirés, UV-C light-enhanced photo-Fenton oxidation of methyl parathion, *Environmental Chemistry Letters*, **3**, 261–265 (2009). DOI: 10.1007/s10311-008-0162-1.
- [16] Werner R. Haag, C. C. David Yao, Rate constants for reaction of hydroxyl radicals with several drinking water contaminants, *Environmental Science and Technology*, **26**, 1005–1013 (1992).
- [17] Stephan Brosillon, Chrystelle Bancon-Montigny, Julie Mendre, Study of photocatalytic degradation of tributyltin, dibutyltin and monobutyltin in water and marine sediments, *Chemosphere*, **109**, 173–179 (2014).
- [18] J. A. Navio, C. Cerrillos, F. J. Marchena, F. Pablos, M. A. Pradera, Photoassisted degradation of n-butyltin chlorides in air-equilibrated aqueous TiO₂ suspension, *Langmuir*, **12**, 2007–2014 (1996).
- [19] J. A. Navio, C. Cerrillos, M. A. Pradera, E. Morales, J. L. Gomez-Ariza, UV-photoassisted degradation of phenyltin(IV) chlorides in water, *J. Photochem. Photobiol. A: Chemistry*, **108**, 59–63 (1997).
- [20] Imlay, J. A, Pathways of oxidative damage, *Annu. Rev. Microbiol.*, **57**, 395–418 (2003). DOI:10.1146/annurev.micro.57.030502.090938.
- [21] J.-J. Aaron, M. A. Oturan, New photochemical and electrochemical methods for the degradation of pesticides in aqueous media. Environmental applications, *Turk. J. Chem.*, **25**, 509–520 (2001).
- [22] Enric Brillas, Miguel Ángel Baños, Marcel Skouma, Père Luís Cabot, José Antonio Garrido, Rosa María Rodríguez, Degradation of the herbicide 2,4-DP by anodic oxidation, electro-Fenton and photoelectro-Fenton using platinum and boron-doped diamond anodes, *Chemosphere*, **68**, 199–209 (2007).
- [23] Xiang-Rong Xu, Xiao-Yan Li, Xiang-Zhong Li, Hua-Bin Li, Degradation of melatonin by UV, UV/H₂O₂, Fe²⁺/H₂O₂ and UV/Fe²⁺/H₂O₂ processes, *Separation and Purification Technology*, **68**, 261–266 (2009). DOI: 10.1016/j.seppur.2009.05.013.
- [24] Bum Gun Kwon, Dong Soo Lee, Namgoo Kang, Jeyong Yoon, Characteristics of p-chlorophenol oxidation by Fenton's reagent, *Water Research*, **33**, 2110–2118 (1999).
- [25] Rita Cornelis, Joseph A. Caruso, Helen Crews, Klaus G. Heumann, *Handbook of Elemental Speciation: Techniques and Methodology*, 2004.
- [26] Chia-Chang Lin, Hsin-Yi Lin, Ling-Jung Hsu, Degradation of ofloxacin using UV/H₂O₂ process in a large photoreactor, *Separation and Purification Technology*, **168**, 57–61 (2016). DOI: 10.1016/j.seppur.2016.04.052.
- [27] N. Modirshahla, M.A. Behnajady, F. Ghanbary, Decolorization and mineralization of C. I. Acid Yellow 23 by Fenton and photo-Fenton processes, *Dyes and Pigments*, **73**, 305–310 (2007).
- [28] Sara Goldstein and Joseph Rabani, Mechanism of nitrite formation by nitrate photolysis in aqueous solutions: The role of peroxyxynitrite, nitrogen dioxide, and hydroxyl radical, *J Am Chem Soc.*, **129**, 10597–10601(2007). DOI:10.1021/ja073609+.
- [29] D. Whitney King, Role of carbonate speciation on the oxidation rate of Fe (II) in aquatic systems, *Environ. Sci. Technol.*, **32**, 2997–3003(1998).
- [30] Frank J. Millero, The effect of ionic interactions on the oxidation of metals in natural waters, *Geochimica et Cosmochimica Acta*, **49**, 547–553 (1985).
- [31] Joseph De Laat, Truong Giang Le, Kinetics and Modeling of the Fe (III)/H₂O₂ System in the Presence of Sulfate in Acidic Aqueous Solutions, *Environ. Sci. Technol.*, **39**, 1811–1818 (2005).

